












1. CHOOSE CHARM TYPE	
RSI silver	
RGO gold outside	
RGI gold inside	
HRD red	
HPP purple	
HPK pink	
HLB light blue	
HDB dark blue	
CRD red	
CPP purple	
CPK pink	
PRD red	
PPP purple	
PWT white	
RPK pink	

FYL yellow	
XBK black	
XRD red	
FGN green	
RYL yellow	
S1R red	
S3R red	
SAS silver	
TSI 13mm silver	
M2S 18mm silver	
M1S 18mm silver	

2. CHOOSE FONT STYLE	
<b>CAPS</b>	<b>Retro</b>
<b>Print</b>	<b>Slant</b>
<b>Kids</b>	<b>Soft</b>
<b>(any)</b>	Write (any) & we'll choose.


**3. Add Text**  
Next, add the text that you want on the charm. (For a line break, use a comma. See the example 3.)

**4. ADD PICTURE (optional)**  
If you want a picture, put the description in parentheses and we will include it if space permits. (See example 1)


**5. INDICATE QUANTITY**  
Write an "X" & a number to indicate the quantity you want of that design. For 10, write S10.

**EXAMPLES**


HRD Print Susan (smile) X10

 Times 10


S1R Soft Don Irene X1




RSI Retro Child of, the 80's X5

 Times 5


**TEXT INFO**

**Regular** size charms: 

- 8 letters per line most fonts
- 10 letters per line **Print** font
- 3 lines of text

**Superlink** size charms: 

- 18 letters per line most fonts
- 20 letters per line **Print** font
- 3 lines of text

**MEGA** size charms: 

- 18 letters per line most fonts
- 20 letters per line **Print** font
- 7 lines of text

**PICTURE INFO**  
Adding a picture to a charm can greatly reduce the number of letters/lines on a charm. Keep this in mind when ordering.